

Weekly Essentials

Hand in Day: Thursdays

Home-Learning Ideas Marking Day: Thursdays

We encourage you to choose at least 6 activities over the full term. It is always fantastic to see the creative ideas you have and the ways you extend your learning at home. Please record this in your home-learning Curriculum Enrichment book provided. If it's a model or something large perhaps, take a photo and stick this in. Then tell me all about it.

Reading challenge

- Read your school reading book at least 3 times a week.
- Record all home reading in the reading record

Research and report.

Have you read any books with families in them? Can you tell someone about it?

Explore

Look around your home for old pictures of yourself? Show me and tell me about what you find?



Make a puppet of yourself or family member. Use a spoon or a stick or a sock.

Create a picture yourself? Use lots of colour.



Maths challenges

See overleaf for ideas

Explore the differences of day and night.

What can you see in the day time? What can you see in the night time?

Research

Can you take a picture of 2 items around your house, one that is light and one that is heavy? Which was the heaviest?

Make can you make something out of a cardboard boxes?

Create your own home learning task.



Practising phonics sounds

At back of home learning book are sayings that match the sounds

Describe a family member of your choice.

Create a poster telling me all about how we grow and change.

Discover

Can you compare find any 4-sided objects around your home? Make a list of the things you have found.

Make your own story book.



Can I time how long it takes me to put my coat on?







Can I practise tying my shoe laces on my own?



Can I do my own buttons on my school shirt?

Can I practise holding my pencil using 3 fingers?



<p>Count whenever you can!</p> <p>Up the stairs, when playing with items, counting letters, counting flowers/stones!</p>	<p>Make shapes using sticks. What shape have you made? How many sides does it have?</p> 	<p>Using play dough make different length snakes. Order from smallest to longest.</p> 	<p>Go on a number hunt around the house. What can you find?</p>	<p>Use lego bricks to count and also put two lego bricks together- how many now?</p>  <p>4+6=10.</p>
<p>Look at 3d shapes around the home. How many faces? Does it roll?</p> 	<p>Pour out the coins in your purse. Are any coins the same?</p>	<p>Write instructions for a treasure hunt around the garden. Can we follow them? (use words like behind, next to, onto pod etc)</p>	<p>Sing 5 little ducks went swimming one day.</p>	<p>Paint a repeating pattern.</p> 
<p>Build a tower..... how many bricks tall is it?</p>	<p>Play a game using a dice and counting. Snakes and ladders is a good one.</p>	<p>Look at different fruits and vegetables- which is the heaviest/lightest.</p>	<p>Collect some toys and measure how tall/long they are using blocks, bricks or lego blocks. Which is the shortest?</p>	<p>Count forwards and backwards.</p>
<p>Sing 1,2,3,4,5 once I caught a fish alive.</p>	<p>Go outside and collect leaves, flowers, sticks etc....</p> <p>Sort them into piles and count how many.</p>	<p>Cut out different shapes using scrap paper. Make a picture using the shapes. What shapes have you used? How many?</p> 	<p>Using different containers in the kitchen to understand capacity. Allow children to fill with water/soil/bricks etc and compare.</p>	<p>Hide an object in a bag..... give clues!</p>

